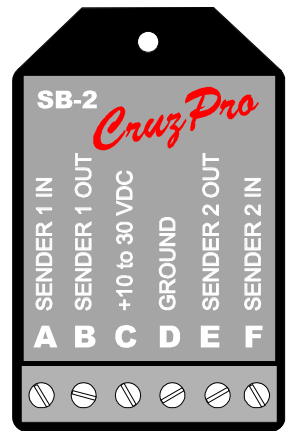


Other CruzPro Products

- Depthsounder, Fishfinder, Active Transducers
- Speed/Log/w Water Temperature Display
- DC Volts/Amps/Amp-Hour Monitors
- AC Volts/Amps/Frequency/kW Monitor
- LPG/Petrol Gas Detectors/Alarms
- Bilge Water Detector/Alarms & Pump Controllers
- Windlass Controller/Chain Counter
- Digital Fuel Gauge/Consumption Calculator
- Smart and Manual Alternator Regulators
- Marine Security System
- RPM/Engine Hours/Elapsed Time Gauge
- Digital Oil Pressure Gauge/Alarm
- Digital Water Temperature Gauge/Alarm
- Digital Amps Gauge
- 3 Bank Digital Volts Gauge/Alarm
- Digital Clock/Watch/Race Timers/Alarms
- 8 and 16 Amp Light Dimmers
- Battery Voltage Monitors/Alarms
- Solar Panel Charge Controllers
- 4 & 8 Channel NMEA Combiners/RS-232 Convertors
- Engine/Exhaust Temperature Monitor/Alarm

Full details at <http://www.cruzpro.com>
 Email to: info@cruzpro.com

CruzPro® SB-2

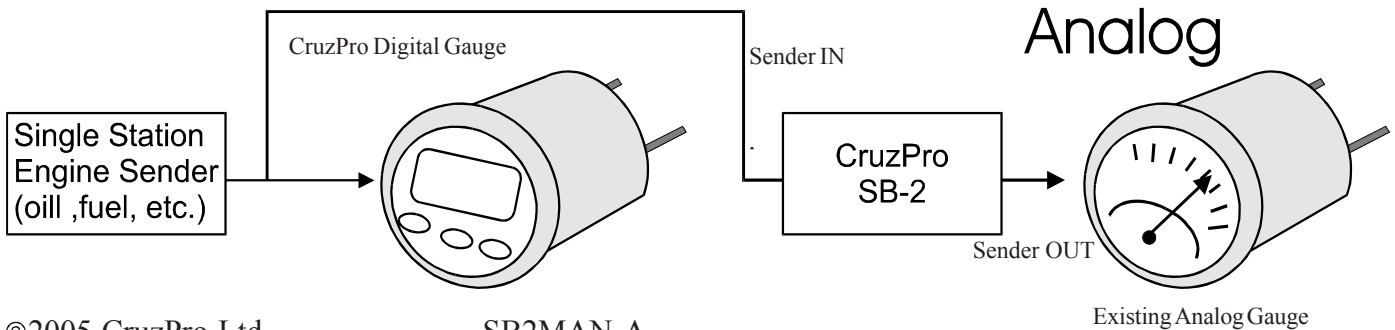


Dual Sender Buffer

Introduction

The SB-2 Dual Sender Buffer is an electronic device that enables standard 10 to 180 or 240 to 33 ohm single station senders to be connected to a CruzPro gauge and your existing analog gauge simultaneously. The SB-2 can be used to buffer two different senders (e.g. oil pressure and water temperature).

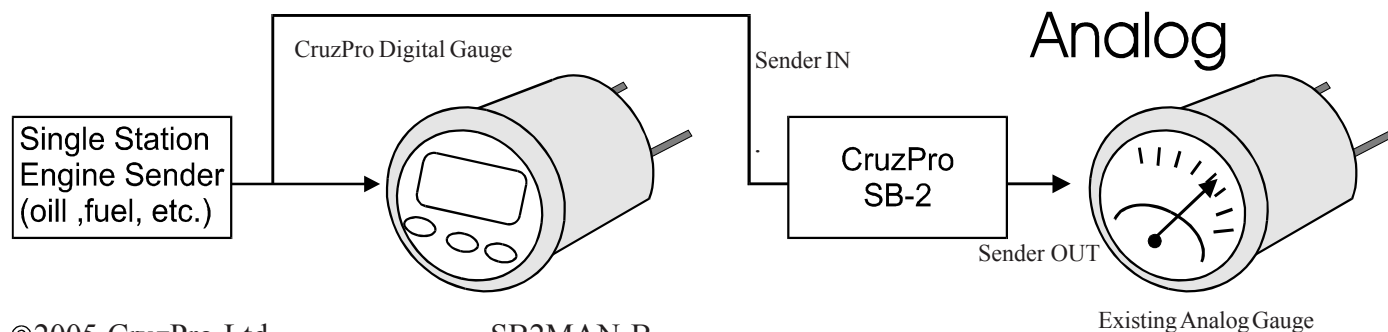
The SB10 is not water-proof and must be located in an area that will not get wet. Connect screw terminal "C" to your +12V or +24V ignition line last. Use a 5 amp fuse in series for safety. Connect as shown and use a small insulated screwdriver to turn the adjustment potentiometer on the side of the SB-2 to make your analog gauge read correctly.



Introduction

The SB-2 Dual Sender Buffer is an electronic device that enables standard 10 to 180 or 240 to 33 ohm single station senders to be connected to a CruzPro gauge and your existing analog gauge simultaneously. The SB-2 can be used to buffer two different senders (e.g. oil pressure and water temperature).

The SB2 is not water-proof and must be located in an area that will not get wet. Connect screw terminal "C" to your +12V or +24V ignition line last. Use a 5 amp fuse in series for safety. Connect as shown and use a small insulated screwdriver to turn the adjustment potentiometer on the side of the SB-2 to make your analog gauge read correctly.



©2005 CruzPro Ltd.

SB2MAN-B

<http://www.cruzpro.com>

Made in New Zealand

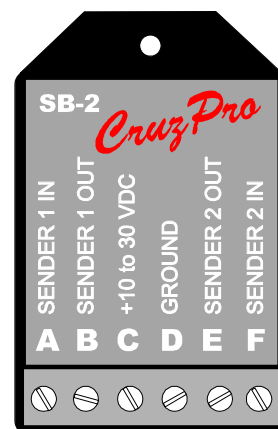
Other CruzPro Products

- Depthsounder, Fishfinder, Active Transducers
- Speed/Log/w Water Temperature Display
- DC Volts/Amps/Amp-Hour Monitors
- AC Volts/Amps/Frequency/kW Monitor
- LPG/Petrol Gas Detectors/Alarms
- Bilge Water Detector/Alarms & Pump Controllers
- Windlass Controller/Chain Counter
- Digital Fuel Gauge/Consumption Calculator
- Smart and Manual Alternator Regulators
- Marine Security System
- RPM/Engine Hours/Elapsed Time Gauge
- Digital Oil Pressure Gauge/Alarm
- Digital Water Temperature Gauge/Alarm
- Digital Amps Gauge
- 3 Bank Digital Volts Gauge/Alarm
- Digital Clock/Watch/Race Timers/Alarms
- 8 and 16 Amp Light Dimmers
- Battery Voltage Monitors/Alarms
- Solar Panel Charge Controllers
- 4 & 8 Channel NMEA Combiners/RS-232 Convertors
- Engine/Exhaust Temperature Monitor/Alarm

Full details at <http://www.cruzpro.com>

Email to: info@cruzpro.com

CruzPro[®] SB-2



Dual Sender Buffer