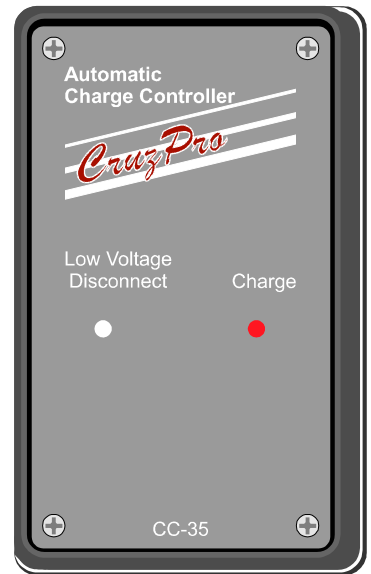


Other CruzPro Products

- Depthsounders & Speed/Temperature/Log
- DC Volts/Amps/Amp-Hour Monitor
- AC Volts/Amps/Freq/kW Monitor
- LPG/Petrol Gas Detectors/Alarms
- Bilge Water Alarms & Bilge Pump Controllers
- Windlass Controller/Chain Counter
- Digital Fuel Gauge & Fuel Consumption Calculator
- Digital Gauge for Three Tanks /w Separate Alarms
- Smart and Manual Alternator Regulators
- Marine Security System
- RPM/Engine Hours/Elapsed Time Gauge
- Digital Oil Pressure Gauge/Alarm
- Digital Water Temperature Gauge/Alarm
- One and Three Bank Digital Volts Gauges
- Digital Amps Gauge
- Digital Clock/Watch/Race Timers/Alarms
- 8 and 16 Amp Light Dimmers / Motor Speed Controller
- Solar Panel Charge Controllers 6/8/9 & 20 Amps
- 4 & 8 Channel NMEA Combiners/RS-232 Convertors
- Engine/Exhaust Temp. Monitor & Digital Pyrometer
- NMEA 0183 Remote Data Repeater/w 4 Input Channels

CruzPro® CC35



Three Stage PWM Charge Regulator with Automatic Low Voltage Load Disconnect

Introduction

The CC35 Pulse Width Modulated (PWM) charge controller regulates your charging source (solar panels or dumb charger) enabling you to leave your charger connected permanently without fear of damaging overcharges or excess electrolyte loss. If the battery voltage drops too low, the CC35 automatically sheds the load to prevent excessive battery discharge.

Specifications

Input Voltage: 30 VDC Max. (unloaded solar panel)

Output Voltage: Absorption voltage of 14.5 VDC for 30 minutes then 13.6 VDC float voltage.

Low Voltage Disconnect: 12.5 VDC

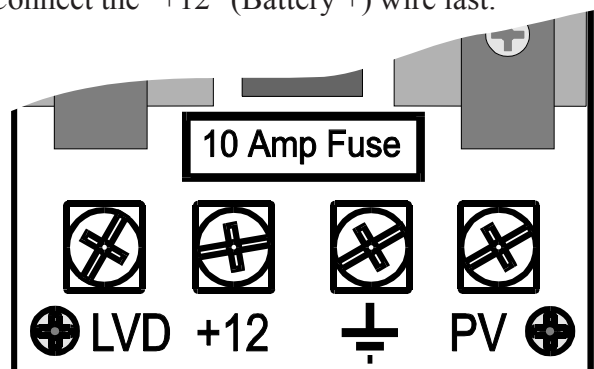
Maximum Current: 8 Amps

©1999 BV Engineering CC35MAN-B
<http://www.cruzpro.com> Made in New Zealand

Installation

Locate the CC35 in an area that will not get wet. Using the case back as a drill guide, drill two 2mm (3/32 inch) holes where indicated. Mount the case back using the two stainless screws provided.

Connect the screw terminals as shown below. The load connects to "LVD", the solar panel to "PV". Connect the "+12" (Battery +) wire last.



Introduction

The CC35 Pulse Width Modulated (PWM) charge controller regulates your charging source (solar panels or dumb charger) enabling you to leave your charger connected permanently without fear of damaging overcharges or excess electrolyte loss. If the battery voltage drops too low, the CC35 automatically sheds the load to prevent excessive battery discharge.

Specifications

Input Voltage: 30 VDC Max. (unloaded solar panel)

Output Voltage: Absorption voltage of 14.5 VDC for 30 minutes then 13.6 VDC float voltage.

Low Voltage Disconnect: 12.5 VDC

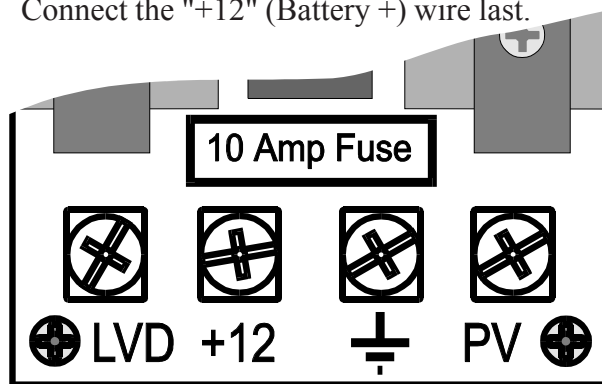
Maximum Current: 8 Amps

©1999 BV Engineering CC35MAN-B
<http://www.cruzpro.com> Made in New Zealand

Installation

Locate the CC35 in an area that will not get wet. Using the case back as a drill guide, drill two 2mm (3/32 inch) holes where indicated. Mount the case back using the two stainless screws provided.

Connect the screw terminals as shown below. The load connects to "LVD", the solar panel to "PV". Connect the "+12" (Battery +) wire last.



Other CruzPro Products

- Depthsounders & Speed/Temperature/Log
- DC Volts/Amps/Amp-Hour Monitor
- AC Volts/Amps/Freq/kW Monitor
- LPG/Petrol Gas Detectors/Alarms
- Bilge Water Alarms & Bilge Pump Controllers
- Windlass Controller/Chain Counter
- Digital Fuel Gauge & Fuel Consumption Calculator
- Digital Gauge for Three Tanks /w Separate Alarms
- Smart and Manual Alternator Regulators
- Marine Security System
- RPM/Engine Hours/Elapsed Time Gauge
- Digital Oil Pressure Gauge/Alarm
- Digital Water Temperature Gauge/Alarm
- One and Three Bank Digital Volts Gauges
- Digital Amps Gauge
- Digital Clock/Watch/Race Timers/Alarms
- 8 and 16 Amp Light Dimmers / Motor Speed Controller
- Solar Panel Charge Controllers 6/8/9 & 20 Amps
- 4 & 8 Channel NMEA Combiners/RS-232 Convertors
- Engine/Exhaust Temp. Monitor & Digital Pyrometer
- NMEA 0183 Remote Data Repeater/w 4 Input Channels

CruzPro®
CC35



Three Stage
PWM Charge
Regulator with Automatic
Low Voltage Load Disconnect